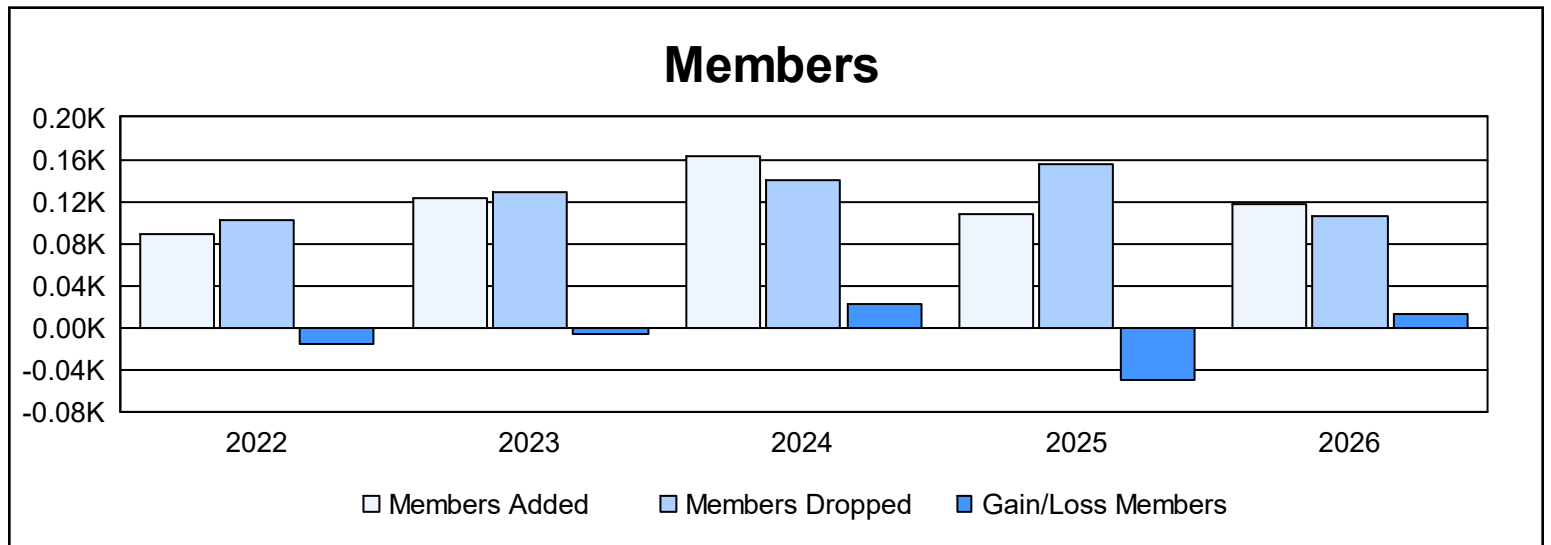
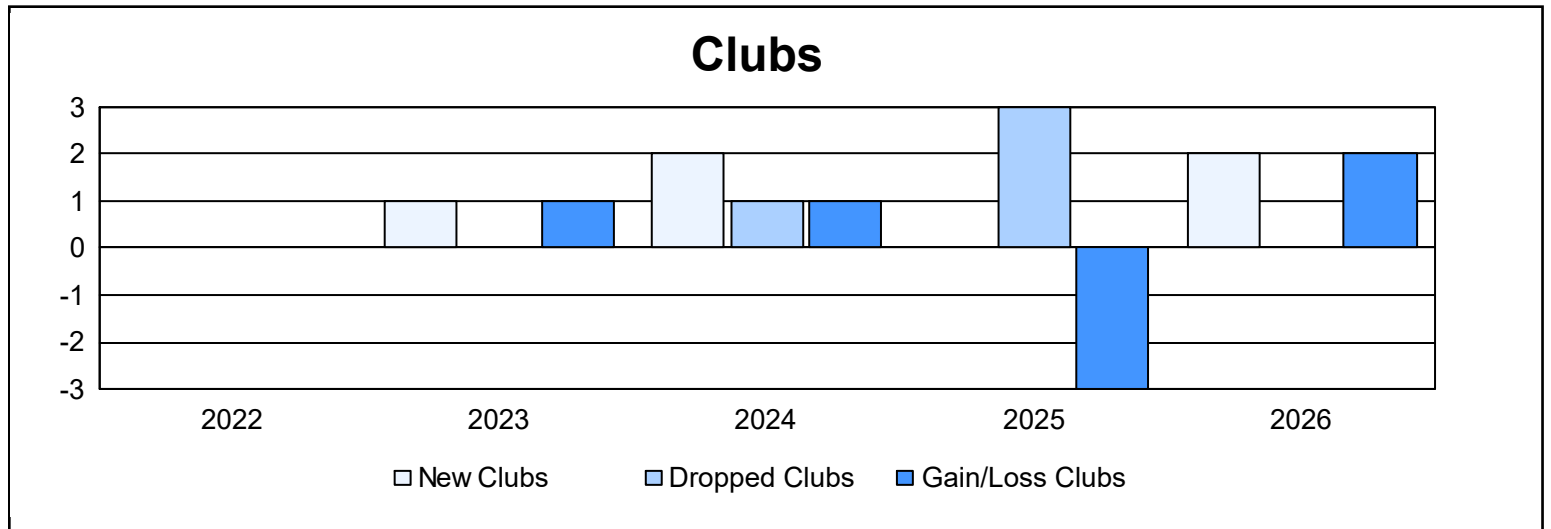
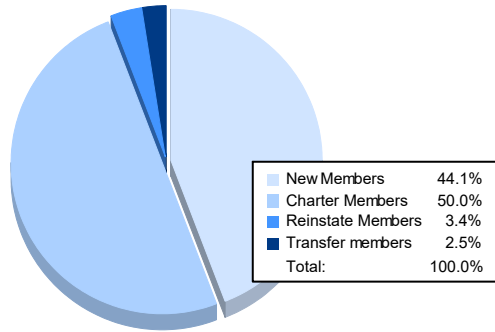


| Year | New Clubs | Dropped Clubs | Gain/ Loss Clubs | New Members | Charter Members | Reinstate Members | Transfer Members | Total Member Added | Total Members Dropped | Gain/ Loss Members |
|----------------|-----------|---------------|------------------|-------------|-----------------|-------------------|------------------|--------------------|-----------------------|--------------------|
| 2021-2022 | 0 | 0 | 0 | 70 | 1 | 5 | 12 | 88 | 103 | -15 |
| 2022-2023 | 1 | 0 | 1 | 76 | 26 | 6 | 15 | 123 | 129 | -6 |
| 2023-2024 | 2 | 1 | 1 | 83 | 60 | 6 | 14 | 163 | 140 | 23 |
| 2024-2025 | 0 | 3 | -3 | 75 | 2 | 3 | 27 | 107 | 156 | -49 |
| 2025-2026 | 2 | 0 | 2 | 52 | 59 | 4 | 3 | 118 | 105 | 13 |
| Average | 1 | 1 | 0 | 71 | 30 | 5 | 14 | 120 | 127 | -7 |



Membership Composition April 2026 Cumulative



Gender Composition April 2026 Cumulative

